

Signify Classified - Internal
Cooper Lighting Solutions Photometric Lab
1121 Highway 74 South
Peachtree City, GA 30269



Scaled data based on original data using
LM-79-08 Approved Method: Electrical and Photometric Measurements of Solid-
State Lighting Products

Test Report Prepared for
Cooper Lighting Solutions
(formerly Eaton)

Brand: McGRAW-EDISON

Report Number: P832973

Luminaire Tested: **TTN-D0-830-U-WQ-CG-UPL2**

Issue Date: 5/15/2024

Test Information

Test Method: LM-79-08
Report Number: P832973
REPORT IS FROM IESNA LM-79-08 TEST DATA - UPLIGHT (G3-2308-121-4) AND
Test Lab: INNOVATION CENTER
Issue Date: 5/15/2024
Manufacturer: COOPER LIGHTING SOLUTIONS (FORMERLY EATON)
Product Line: McGRAW-EDISON
Catalog Number: TTN-D0-830-U-WQ-CG-UPL2
Description: TOPTIER NANO LED PARKING GARAGE LUMINAIRE WITH UPLIGHT
3000K, 80 CRI LEDS AND WIDE DISTRIBUTION WITH CLEAR GLASS
Light Source: -
Ballast/Driver: -

Summary

Lumens per Lamp: N/A
Luminaire Lumens: 1568.8 lumens
Efficiency: N/A
Efficacy: 103.2 lumens/watt
Luminous Opening: Vertical Cylinder (Dia: 0.71' x H: 0.1')
IES Classification: Type V - Short
BUG Rating: B1 - U4 - G1

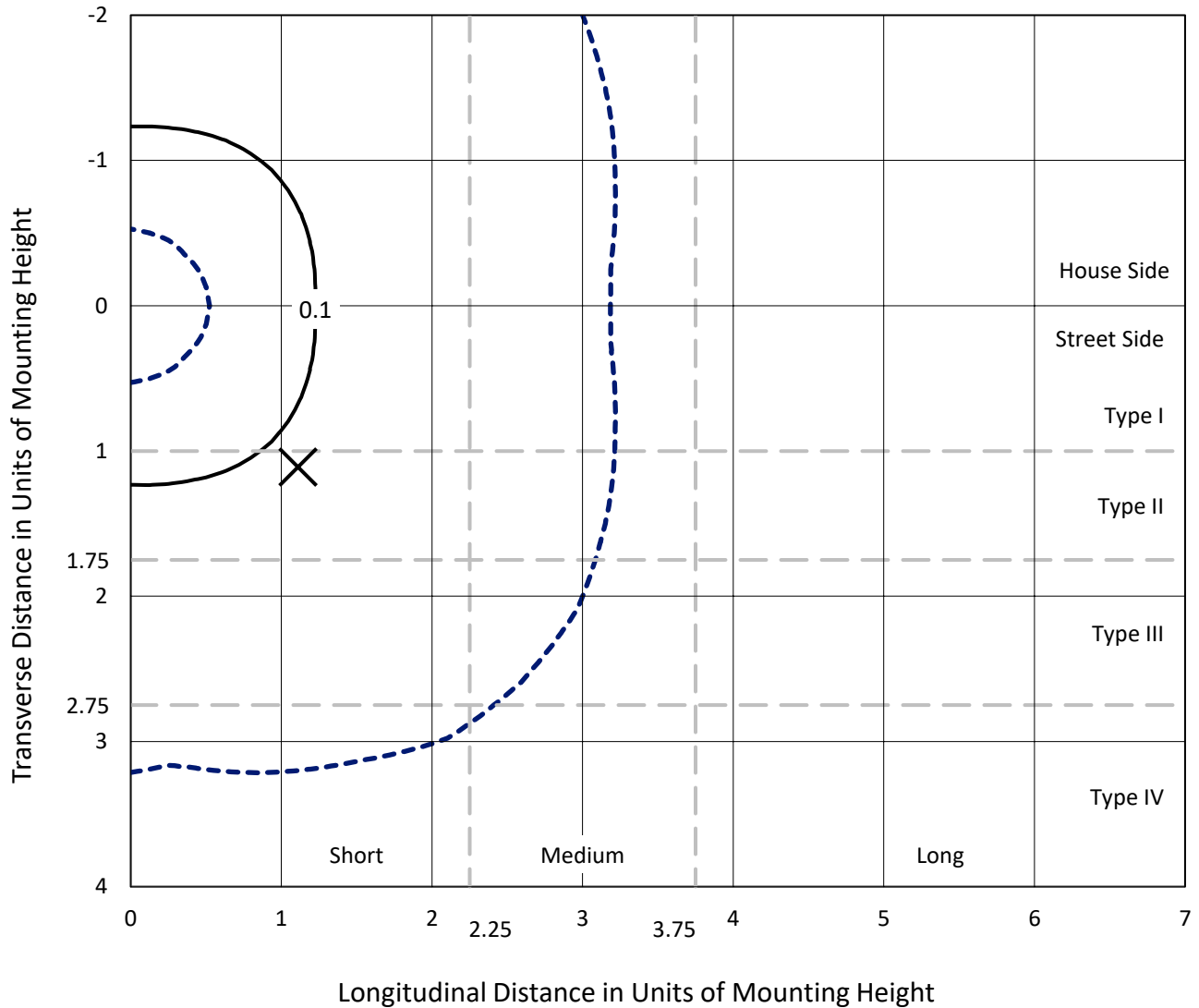
Input Watts (W): 15.2
Input Voltage (V): NR
Input Current (Ain): NR
Voltage Rise (V): NR
Power Factor: NR
Total Harmonic Distortion (THDi): NR
Frequency (hertz): 60
Stabilization Time: NR
Operation Time: NR
Ambient Temperature (°C): NR
Test Distance: 24 FT



REPORT NUMBER: P832973
 CATALOG NUMBER: TTN-D0-830-U-WQ-CG-UPL2

Iso-Footcandle Lines of Horizontal Illumination

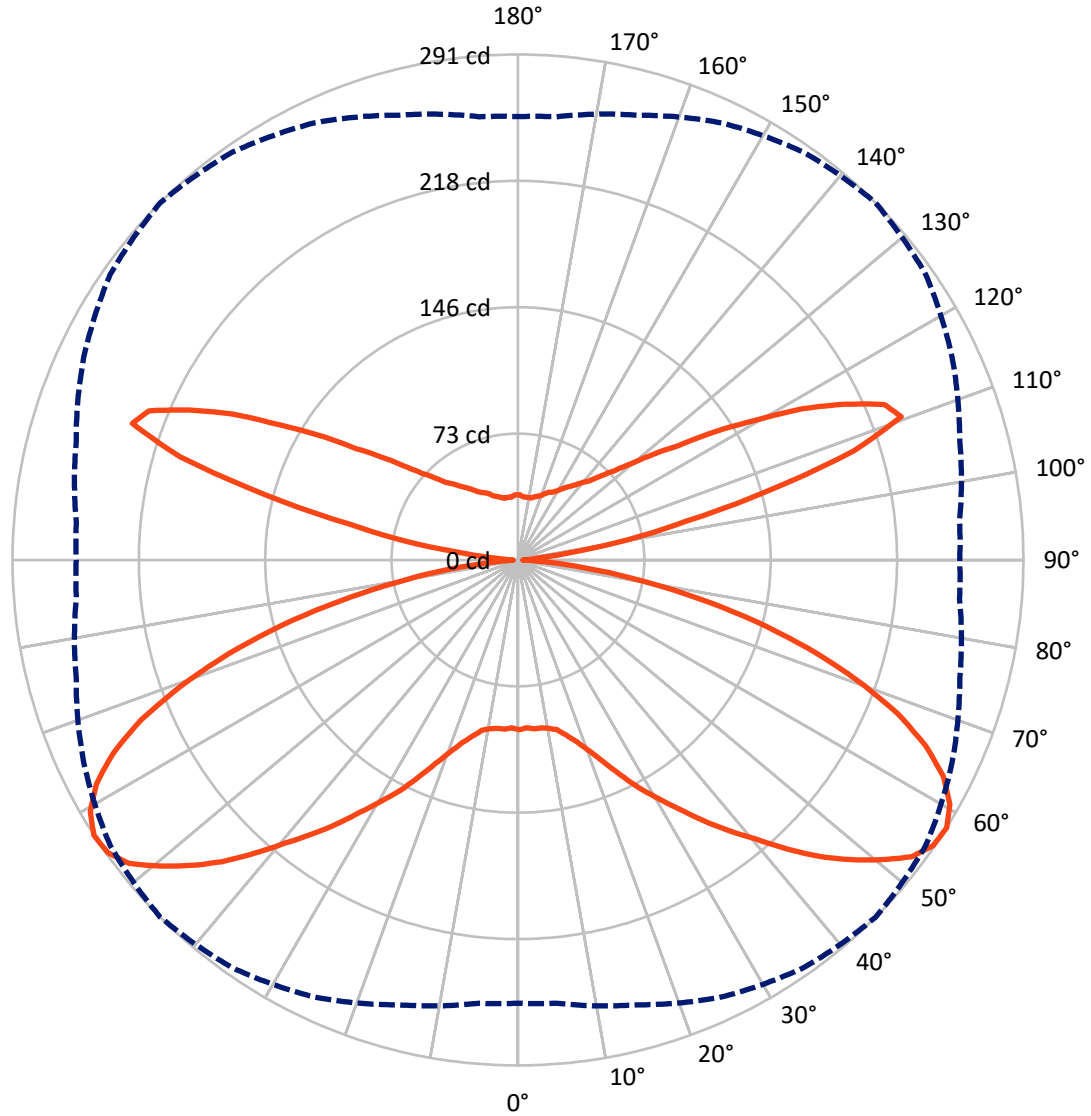
✕ Max cd
 - - - 1/2 Max cd



Based on 25 foot mounting height. Maximum calculated value = 0.2 fc
 Type V - Short - N/A

REPORT NUMBER: P832973
CATALOG NUMBER: TTN-D0-830-U-WQ-CG-UPL2

Luminous Intensity Polar Plot



— Vertical Plane Through 45-Deg Lateral - - - Horizontal Cone Through 57.5-Deg Vertical

REPORT NUMBER: P832973
 CATALOG NUMBER: TTN-D0-830-U-WQ-CG-UPL2

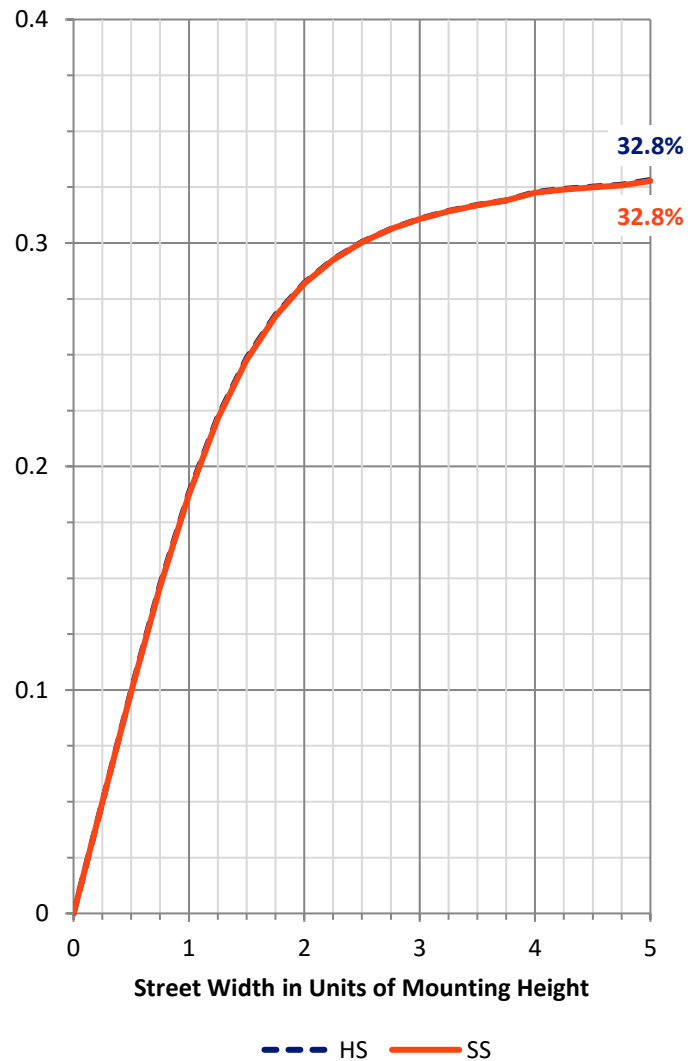
FLUX DISTRIBUTION:

		Downward	Upward	Total
House Side	Lumens	517.4	267.0	784.4
	% Fixture	33.0	17.0	50.0
Street Side	Lumens	517.4	267.0	784.4
	% Fixture	33.0	17.0	50.0
Total	Lumens	1034.7	534.0	1568.8
	% Fixture	66.0	34.0	100.0

Coefficient of Utilization

ZONAL LUMENS:

Zone	Lumens	% Fixture
0°-10°	9.3	0.6
10°-20°	30.1	1.9
20°-30°	63.4	4.0
30°-40°	114.2	7.3
40°-50°	181.6	11.6
50°-60°	242.3	15.4
60°-70°	234.1	14.9
70°-80°	135.6	8.6
80°-90°	24.1	1.5
90°-100°	11.9	0.8
100°-110°	121.1	7.7
110°-120°	177.1	11.3
120°-130°	102.8	6.6
130°-140°	54.4	3.5
140°-150°	32.3	2.1
150°-160°	19.9	1.3
160°-170°	10.9	0.7
170°-180°	3.5	0.2
0°-90°	1034.7	66.0
0°-180°	1568.8	100.0

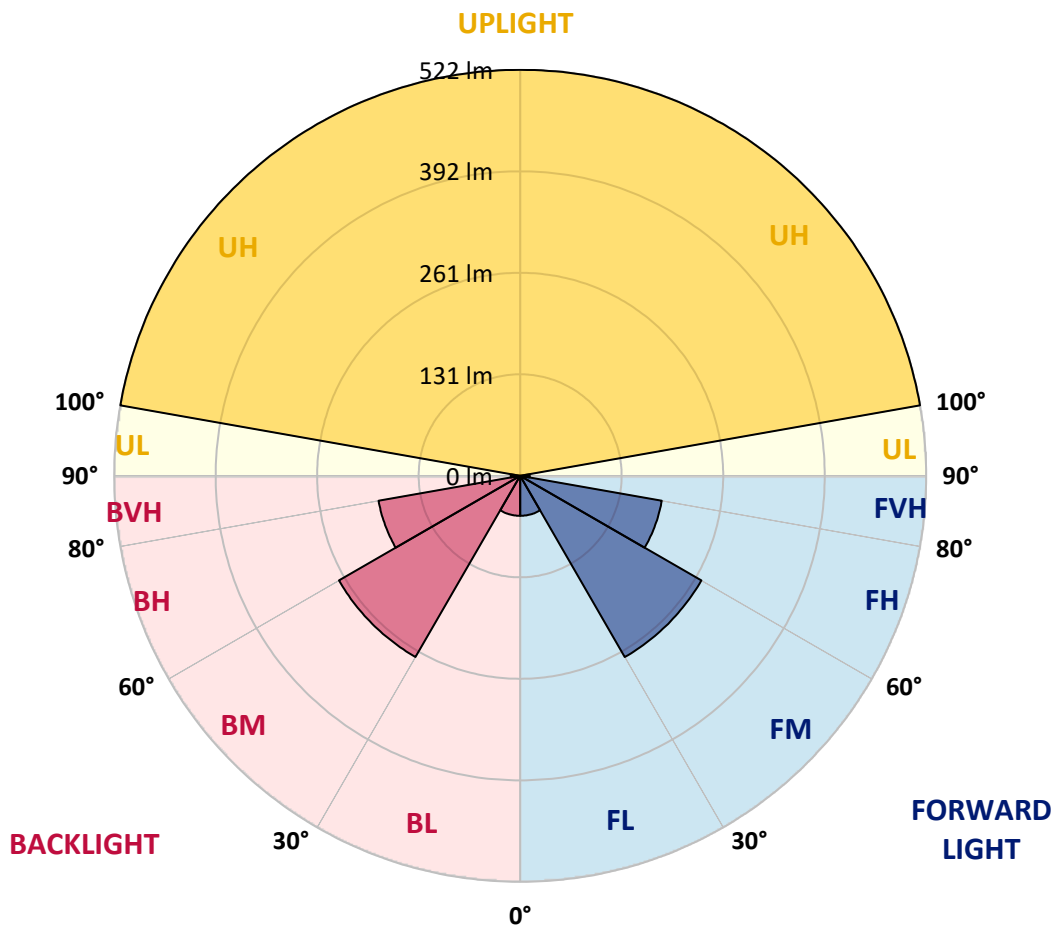


REPORT NUMBER: P832973
 CATALOG NUMBER: TTN-D0-830-U-WQ-CG-UPL2

LUMINAIRE CLASSIFICATION SYSTEM LUMEN TABLE AND BUG RATING:

Zone	Lumens	% Fixture	Zone Rating/Lumen Limit		
			B	U	G
FL (0°-30°)	51.4	3.3			
FM (30°-60°)	269.1	17.2			
FH (60°-80°)	184.9	11.8			G0/660
FVH (80°-90°)	12.0	0.8			G1/100
BL (0°-30°)	51.4	3.3	B0/110		
BM (30°-60°)	269.1	17.2	B1/1000		
BH (60°-80°)	184.9	11.8	B1/500		G0/660
BVH (80°-90°)	12.0	0.8			G1/100
UL (90°-100°)	11.9	0.8		U2/50	
UH (100°-180°)	522.1	33.3		U4/1000	

BUG Rating: B1-U4-G1
 Type V Short





REPORT NUMBER: P832973

CATALOG NUMBER: TTN-D0-830-U-WQ-CG-UPL2

CANDELA DISTRIBUTION (FULL):

	0°	5°	15°	25°	35°	45°	55°	65°	75°	85°	90°
0°	97.7	97.7	97.7	97.7	97.7	97.7	97.7	97.7	97.7	97.7	97.7
2.5°	96.8	96.8	96.8	96.8	96.8	96.8	96.8	96.8	96.8	96.8	96.8
5°	97.7	97.7	97.7	97.7	97.7	97.7	97.7	97.7	97.7	97.7	97.7
7.5°	96.8	96.8	97.7	97.7	97.7	97.7	97.7	97.7	97.7	96.8	96.8
10°	97.7	97.7	97.7	98.6	98.6	98.6	98.6	98.6	97.7	97.7	97.7
12.5°	99.5	99.5	100.4	100.4	100.4	100.4	100.4	100.4	100.4	99.5	99.5
15°	104.0	104.0	104.0	104.8	104.8	104.8	104.8	104.8	104.0	104.0	104.0
17.5°	108.4	108.4	109.3	109.3	110.2	110.2	110.2	109.3	109.3	109.3	109.3
20°	114.7	114.7	115.6	115.6	116.5	117.4	117.4	116.5	115.6	115.6	115.6
22.5°	122.8	123.7	123.7	123.7	124.6	126.4	125.5	124.6	123.7	123.7	123.7
25°	132.6	133.5	134.4	134.4	135.3	137.1	137.1	134.4	134.4	134.4	134.4
27.5°	144.3	145.2	146.1	146.1	147.0	148.8	147.9	146.1	146.1	145.2	145.2
30°	155.0	155.9	156.8	157.7	158.6	159.5	159.5	157.7	156.8	155.9	155.0
32.5°	165.8	165.8	167.6	169.4	171.2	171.2	172.1	169.4	167.6	165.8	164.9
35°	176.5	177.4	178.3	181.0	183.7	184.6	183.7	181.0	178.3	176.5	176.5
37.5°	188.2	189.1	190.0	193.6	196.3	198.0	196.3	193.6	190.0	188.2	187.3
40°	200.7	201.6	202.5	207.0	209.7	211.5	208.8	206.1	202.5	200.7	199.8
42.5°	212.4	214.2	216.0	221.3	225.8	227.6	224.9	220.5	216.9	212.4	211.5
45°	226.7	228.5	231.2	236.6	241.1	243.7	240.2	235.7	230.3	226.7	225.8
47.5°	238.4	240.2	242.9	250.0	256.3	258.1	254.5	249.1	242.0	237.5	236.6
50°	247.3	249.1	254.5	262.6	269.7	271.5	267.9	260.8	252.7	246.4	245.5
52.5°	254.5	256.3	262.6	273.3	281.4	284.1	279.6	271.5	260.8	253.6	252.7
55°	258.1	259.0	267.0	278.7	286.8	290.3	285.9	276.9	265.3	257.2	256.3
57.5°	255.4	256.3	265.3	277.8	286.8	291.2	286.8	276.0	263.5	255.4	254.5
60°	250.0	250.0	258.1	272.4	283.2	285.9	281.4	270.6	257.2	249.1	248.2
62.5°	240.2	239.3	249.1	261.7	272.4	275.1	271.5	260.8	247.3	239.3	238.4
65°	221.3	219.6	233.9	245.5	255.4	258.1	255.4	245.5	233.0	220.5	218.7
67.5°	198.9	196.3	209.7	223.1	232.1	235.7	232.1	224.0	209.7	197.2	196.3
70°	175.6	173.0	183.7	195.4	205.2	207.0	203.4	195.4	181.9	173.9	173.9
72.5°	147.9	145.2	155.0	164.0	173.9	175.6	172.1	164.9	155.0	147.0	146.1
75°	117.4	114.7	123.7	130.8	140.7	141.6	139.8	131.7	123.7	115.6	115.6
77.5°	86.9	84.2	91.4	97.7	105.7	105.7	104.8	98.6	91.4	86.0	86.0
80°	57.4	55.6	61.8	64.5	71.7	71.7	70.8	66.3	60.9	57.4	56.5
82.5°	32.3	30.5	35.8	36.7	42.1	42.1	41.2	37.6	34.1	31.4	31.4
85°	12.5	10.8	14.3	15.2	17.9	17.9	17.0	16.1	13.4	11.6	11.6
87.5°	0.9	0.9	1.8	1.8	2.7	2.7	2.7	1.8	1.8	0.9	0.9
90°	4.6	4.6	5.5	5.5	5.5	5.5	5.5	5.5	5.5	4.6	4.6
92.5°	4.6	4.6	4.6	6.4	7.3	6.4	7.3	5.5	5.5	4.6	4.6
95°	5.5	5.5	6.4	8.2	10.1	11.0	11.0	6.4	6.4	5.5	5.5
97.5°	7.3	8.2	8.2	10.1	16.4	30.2	18.3	9.1	9.1	8.2	7.3
100°	11.9	12.8	12.8	22.8	48.4	64.9	46.6	23.8	17.4	12.8	12.8
102.5°	38.4	40.2	49.3	74.0	109.6	99.6	84.1	79.5	54.8	43.9	42.0
105°	97.8	96.8	104.2	123.3	153.5	150.8	138.9	126.1	108.7	100.5	100.5
107.5°	128.8	128.8	135.2	151.7	174.5	203.7	206.5	163.5	143.4	134.3	133.4
110°	145.3	145.3	150.8	164.5	194.6	235.7	233.9	201.9	177.3	165.4	163.5



REPORT NUMBER: P832973
 CATALOG NUMBER: TTN-D0-830-U-WQ-CG-UPL2

CANDELA DISTRIBUTION (continued):

	0°	5°	15°	25°	35°	45°	55°	65°	75°	85°	90°
112.5°	148.9	149.8	157.1	178.2	211.1	229.3	221.1	208.3	197.4	188.2	186.4
115°	154.4	154.4	162.6	182.7	201.0	208.3	199.2	189.1	181.8	178.2	180.0
117.5°	152.6	155.3	157.1	168.1	180.0	185.5	180.9	167.2	161.7	159.9	157.1
120°	141.6	141.6	143.4	148.9	155.3	158.1	156.2	147.1	142.5	141.6	139.8
122.5°	126.1	127.0	126.1	128.8	133.4	136.1	134.3	127.0	125.2	125.2	123.3
125°	110.6	110.6	109.6	111.5	114.2	113.3	114.2	110.6	109.6	109.6	108.7
127.5°	99.6	98.7	96.8	97.8	98.7	98.7	99.6	95.9	96.8	97.8	96.8
130°	88.6	88.6	86.8	86.8	86.8	85.0	86.8	85.0	85.9	86.8	87.7
132.5°	78.6	78.6	75.8	74.9	74.9	74.9	75.8	74.9	76.7	78.6	78.6
135°	70.4	70.4	67.6	68.5	68.5	67.6	68.5	67.6	69.4	70.4	70.4
137.5°	64.0	64.0	62.1	62.1	62.1	61.2	62.1	62.1	63.0	64.9	65.8
140°	58.5	58.5	57.6	57.6	56.6	57.6	57.6	57.6	58.5	59.4	59.4
142.5°	55.7	54.8	53.9	53.0	53.9	53.9	53.9	53.0	53.9	55.7	55.7
145°	51.2	51.2	50.3	50.3	50.3	51.2	50.3	50.3	51.2	51.2	52.1
147.5°	48.4	48.4	47.5	48.4	48.4	48.4	48.4	47.5	48.4	48.4	49.3
150°	47.5	46.6	45.7	46.6	46.6	45.7	45.7	45.7	45.7	46.6	46.6
152.5°	44.8	44.8	43.9	44.8	43.9	43.9	43.9	43.9	43.9	44.8	45.7
155°	42.9	42.9	42.0	42.9	42.9	42.9	42.9	42.9	42.9	42.9	42.9
157.5°	41.1	42.0	41.1	41.1	41.1	41.1	41.1	41.1	41.1	42.0	42.0
160°	40.2	40.2	40.2	40.2	39.3	39.3	39.3	40.2	40.2	40.2	41.1
162.5°	39.3	39.3	39.3	39.3	38.4	38.4	38.4	38.4	39.3	39.3	40.2
165°	39.3	38.4	38.4	38.4	37.5	37.5	37.5	37.5	38.4	39.3	38.4
167.5°	37.5	37.5	37.5	37.5	37.5	36.5	36.5	37.5	37.5	37.5	38.4
170°	37.5	37.5	36.5	36.5	36.5	36.5	36.5	36.5	36.5	36.5	37.5
172.5°	37.5	37.5	37.5	37.5	36.5	36.5	36.5	36.5	36.5	37.5	37.5
175°	37.5	37.5	37.5	37.5	36.5	36.5	36.5	37.5	37.5	37.5	36.5
177.5°	37.5	37.5	37.5	37.5	36.5	37.5	37.5	37.5	37.5	37.5	37.5
180°	37.5	37.5	37.5	37.5	37.5	37.5	37.5	37.5	37.5	37.5	37.5

Cooper Lighting Solutions Photometric Lab
1121 Highway 74 South
Peachtree City, GA 30269



LM-79-2019: Approved Method: Electrical and Photometric Measurements of Solid-State Lighting Products

Report Prepared for

Cooper Lighting Solutions

MCGRAW EDISON

Report Number: SP1-2411-284-4

Test Date: 11/22/2024

Luminaire Tested: TTN-D0-830-U-WQ

Data in this report applies to TT and TTN families of products

Test Information

Test Method: LM-79-2019
 Report Number: SP1-2411-284-4
 Test Lab: COOPER LIGHTING SOLUTIONS
 Photometer: SP1 - 76IN SPHERE
 Measurement Geometry: 4π
 Issue Date: 11/22/2024
 Manufacturer: COOPER LIGHTING SOLUTIONS
 Product Line: MCGRAW EDISON
 Catalog Number: **TTN-D0-830-U-WQ**
 Description: TOPTIER NANO LED PARKING GARAGE LUMINAIRE. 3000K, 80 CRI LEDS AND WIDE DISTRIBUTION

Spectral Parameters

CCT (K): 2963
 CIE u': 0.2515
 CIE v': 0.5238
 Duv: 0.0012
 CIE x: 0.4414
 CIE y: 0.4086
 CIE z: 0.1501
 Peak Wavelength (nm): 603
 Dominant Wavelength (nm): 582
 Purity: 55.12798
 Rf: 86.1
 Rg: 94.9

CRI (Ra):	82.9		
R1:	81.4	R9:	3.9
R2:	91.9	R10:	82.5
R3:	95.2	R11:	82.3
R4:	81.6	R12:	76.5
R5:	82.3	R13:	83.9
R6:	91.4	R14:	97.8
R7:	82.0	R15:	72.6
R8:	57.2		



Test Conditions

Stabilization Time: 37M
 Operation Time: 1H 37M
 Sphere Temperature (°C): 25.0

REPORT NUMBER: SP1-2411-284-4

Measurement and Test Equipment			
Instrument	Identification Number	Calibration Date	Calibration Due Date
Photometer	IN0058	6/18/2024	12/18/2024
Power Meter	INXT2011004	2/8/2024	2/8/2025
AC Power Source	IN0063	10/22/2024	10/22/2025
DC Power Source	IN0208	10/22/2024	10/22/2025
Sphere Thermometer	IN0085	10/22/2024	10/22/2025
Room Thermometer	IN0046	10/22/2024	10/22/2025

REPORT NUMBER: SP1-2411-284-4

CIE 1931 Chromaticity Diagram



CIE 1931 Chromaticity Diagram with 2017 ANSI 7-Step and 4-Step Quadrangles



Point lies inside the ANSI 3000K 4-step quadrangle

REPORT NUMBER: SP1-2411-284-4

Photopic Flux vs. Wavelength



Photopic Lumens: NR

λ (nm)	Power W [^] /nm	Lumens (φ/nm)	λ (nm)	Power W [^] /nm	Lumens (φ/nm)	λ (nm)	Power W [^] /nm	Lumens (φ/nm)	λ (nm)	Power W [^] /nm	Lumens (φ/nm)	λ (nm)	Power W [^] /nm	Lumens (φ/nm)
360	0	NR	490	267	NR	620	915	NR	750	23	NR	880	0	NR
365	0	NR	495	315	NR	625	866	NR	755	20	NR	885	0	NR
370	0	NR	500	360	NR	630	811	NR	760	17	NR	890	0	NR
375	0	NR	505	396	NR	635	750	NR	765	14	NR	895	0	NR
380	0	NR	510	418	NR	640	686	NR	770	12	NR	900	0	NR
385	0	NR	515	435	NR	645	619	NR	775	10	NR	905	0	NR
390	0	NR	520	448	NR	650	554	NR	780	9	NR	910	0	NR
395	0	NR	525	462	NR	655	491	NR	785	7	NR	915	0	NR
400	1	NR	530	476	NR	660	431	NR	790	6	NR	920	0	NR
405	2	NR	535	495	NR	665	376	NR	795	5	NR	925	0	NR
410	5	NR	540	520	NR	670	325	NR	800	4	NR	930	0	NR
415	10	NR	545	547	NR	675	280	NR	805	4	NR	935	0	NR
420	21	NR	550	576	NR	680	241	NR	810	3	NR	940	0	NR
425	42	NR	555	612	NR	685	207	NR	815	3	NR	945	0	NR
430	77	NR	560	651	NR	690	176	NR	820	2	NR	950	0	NR
435	135	NR	565	693	NR	695	149	NR	825	2	NR	955	0	NR
440	215	NR	570	741	NR	700	127	NR	830	2	NR	960	0	NR
445	321	NR	575	793	NR	705	107	NR	835	2	NR	965	0	NR
450	479	NR	580	847	NR	710	89	NR	840	1	NR	970	0	NR
455	432	NR	585	897	NR	715	75	NR	845	1	NR	975	0	NR
460	265	NR	590	940	NR	720	62	NR	850	1	NR	980	0	NR
465	231	NR	595	971	NR	725	51	NR	855	1	NR	985	0	NR
470	204	NR	600	993	NR	730	43	NR	860	1	NR	990	0	NR
475	168	NR	605	996	NR	735	36	NR	865	1	NR	995	0	NR
480	183	NR	610	986	NR	740	31	NR	870	1	NR	1000	0	NR
485	223	NR	615	957	NR	745	26	NR	875	0	NR			

REPORT NUMBER: SP1-2411-284-4

Scotopic Flux vs. Wavelength



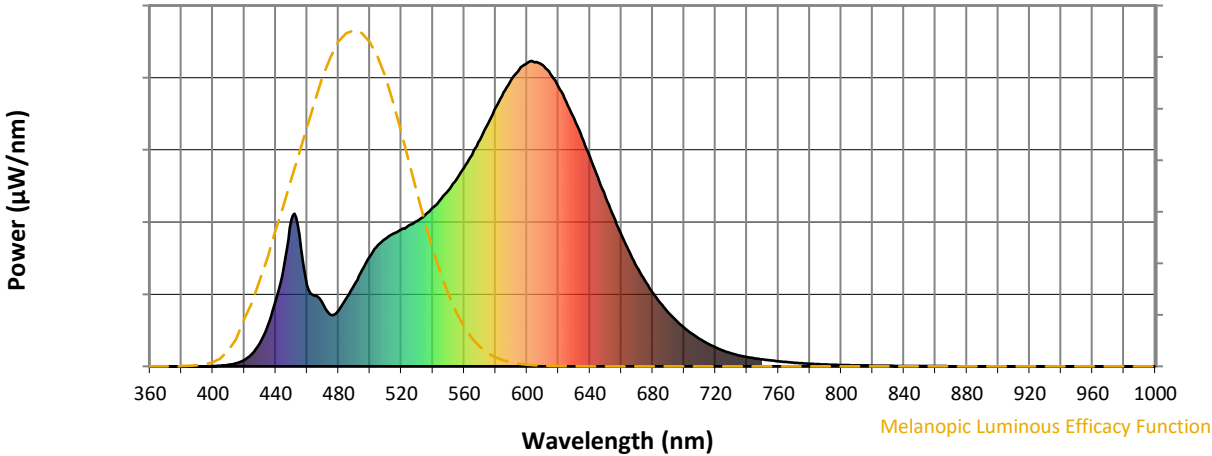
Scotopic Lumens: NR

S/P: 1.34

λ (nm)	Power W [^] /nm	Lumens (φ/nm)	λ (nm)	Power W [^] /nm	Lumens (φ/nm)	λ (nm)	Power W [^] /nm	Lumens (φ/nm)	λ (nm)	Power W [^] /nm	Lumens (φ/nm)	λ (nm)	Power W [^] /nm	Lumens (φ/nm)
360	0	NR	490	267	NR	620	915	NR	750	23	NR	880	0	NR
365	0	NR	495	315	NR	625	866	NR	755	20	NR	885	0	NR
370	0	NR	500	360	NR	630	811	NR	760	17	NR	890	0	NR
375	0	NR	505	396	NR	635	750	NR	765	14	NR	895	0	NR
380	0	NR	510	418	NR	640	686	NR	770	12	NR	900	0	NR
385	0	NR	515	435	NR	645	619	NR	775	10	NR	905	0	NR
390	0	NR	520	448	NR	650	554	NR	780	9	NR	910	0	NR
395	0	NR	525	462	NR	655	491	NR	785	7	NR	915	0	NR
400	1	NR	530	476	NR	660	431	NR	790	6	NR	920	0	NR
405	2	NR	535	495	NR	665	376	NR	795	5	NR	925	0	NR
410	5	NR	540	520	NR	670	325	NR	800	4	NR	930	0	NR
415	10	NR	545	547	NR	675	280	NR	805	4	NR	935	0	NR
420	21	NR	550	576	NR	680	241	NR	810	3	NR	940	0	NR
425	42	NR	555	612	NR	685	207	NR	815	3	NR	945	0	NR
430	77	NR	560	651	NR	690	176	NR	820	2	NR	950	0	NR
435	135	NR	565	693	NR	695	149	NR	825	2	NR	955	0	NR
440	215	NR	570	741	NR	700	127	NR	830	2	NR	960	0	NR
445	321	NR	575	793	NR	705	107	NR	835	2	NR	965	0	NR
450	479	NR	580	847	NR	710	89	NR	840	1	NR	970	0	NR
455	432	NR	585	897	NR	715	75	NR	845	1	NR	975	0	NR
460	265	NR	590	940	NR	720	62	NR	850	1	NR	980	0	NR
465	231	NR	595	971	NR	725	51	NR	855	1	NR	985	0	NR
470	204	NR	600	993	NR	730	43	NR	860	1	NR	990	0	NR
475	168	NR	605	996	NR	735	36	NR	865	1	NR	995	0	NR
480	183	NR	610	986	NR	740	31	NR	870	1	NR	1000	0	NR
485	223	NR	615	957	NR	745	26	NR	875	0	NR			

REPORT NUMBER: SP1-2411-284-4

Melanopic Flux vs. Wavelength



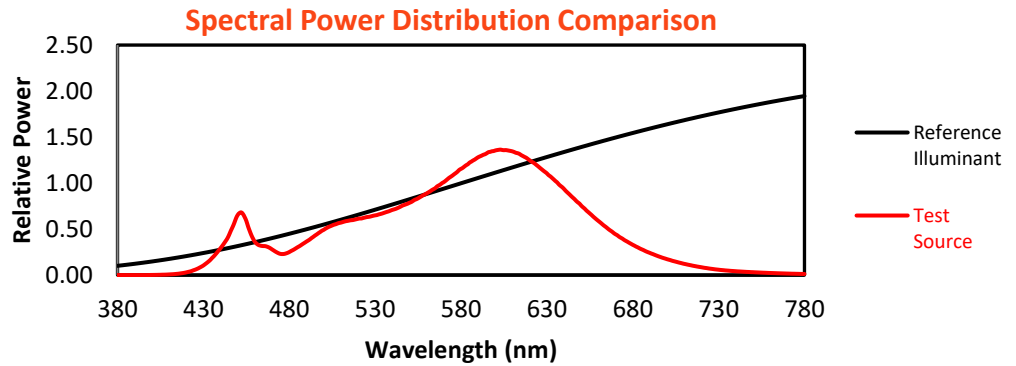
Melanopic Lumens: NR

M/P: 2.58

λ (nm)	Power W [^] /nm	Lumens (φ/nm)	λ (nm)	Power W [^] /nm	Lumens (φ/nm)	λ (nm)	Power W [^] /nm	Lumens (φ/nm)	λ (nm)	Power W [^] /nm	Lumens (φ/nm)	λ (nm)	Power W [^] /nm	Lumens (φ/nm)
360	0	NR	490	267	NR	620	915	NR	750	23	NR	880	0	NR
365	0	NR	495	315	NR	625	866	NR	755	20	NR	885	0	NR
370	0	NR	500	360	NR	630	811	NR	760	17	NR	890	0	NR
375	0	NR	505	396	NR	635	750	NR	765	14	NR	895	0	NR
380	0	NR	510	418	NR	640	686	NR	770	12	NR	900	0	NR
385	0	NR	515	435	NR	645	619	NR	775	10	NR	905	0	NR
390	0	NR	520	448	NR	650	554	NR	780	9	NR	910	0	NR
395	0	NR	525	462	NR	655	491	NR	785	7	NR	915	0	NR
400	1	NR	530	476	NR	660	431	NR	790	6	NR	920	0	NR
405	2	NR	535	495	NR	665	376	NR	795	5	NR	925	0	NR
410	5	NR	540	520	NR	670	325	NR	800	4	NR	930	0	NR
415	10	NR	545	547	NR	675	280	NR	805	4	NR	935	0	NR
420	21	NR	550	576	NR	680	241	NR	810	3	NR	940	0	NR
425	42	NR	555	612	NR	685	207	NR	815	3	NR	945	0	NR
430	77	NR	560	651	NR	690	176	NR	820	2	NR	950	0	NR
435	135	NR	565	693	NR	695	149	NR	825	2	NR	955	0	NR
440	215	NR	570	741	NR	700	127	NR	830	2	NR	960	0	NR
445	321	NR	575	793	NR	705	107	NR	835	2	NR	965	0	NR
450	479	NR	580	847	NR	710	89	NR	840	1	NR	970	0	NR
455	432	NR	585	897	NR	715	75	NR	845	1	NR	975	0	NR
460	265	NR	590	940	NR	720	62	NR	850	1	NR	980	0	NR
465	231	NR	595	971	NR	725	51	NR	855	1	NR	985	0	NR
470	204	NR	600	993	NR	730	43	NR	860	1	NR	990	0	NR
475	168	NR	605	996	NR	735	36	NR	865	1	NR	995	0	NR
480	183	NR	610	986	NR	740	31	NR	870	1	NR	1000	0	NR
485	223	NR	615	957	NR	745	26	NR	875	0	NR			

Summary

$R_f = 86.1$
 $R_g = 94.9$
 CIE $R_a = 82.9$
 $R_9 = 3.9$

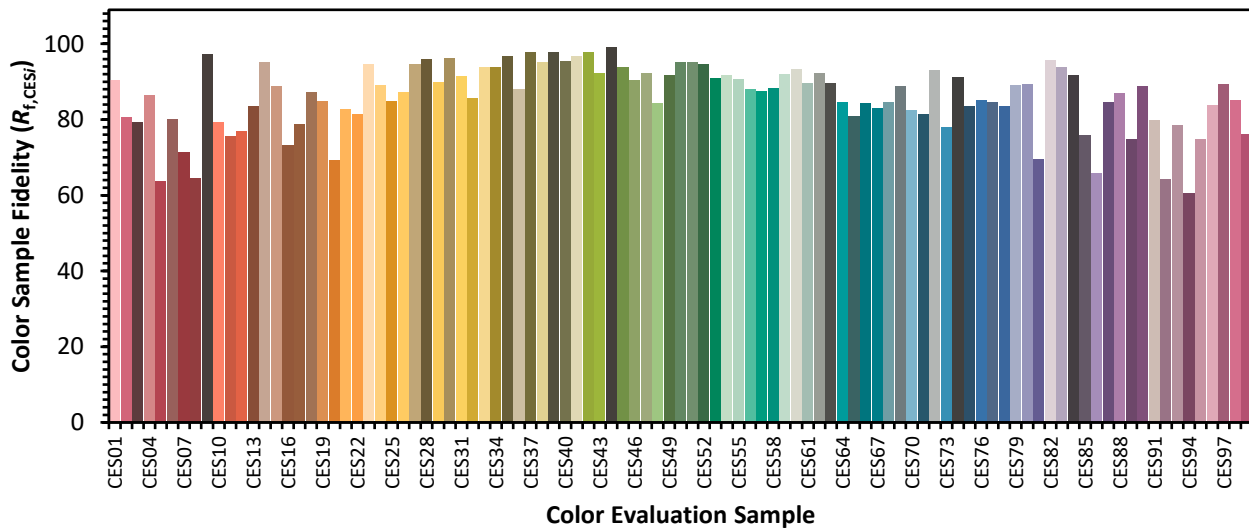


Color Vector Graphics

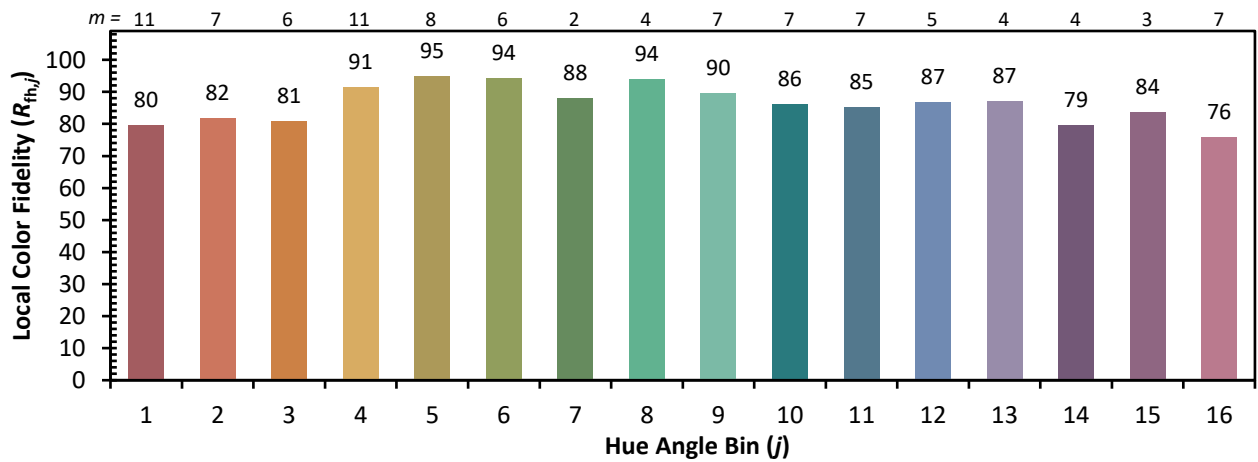


Individual Sample Fidelity Index ($R_{f,i}$)

CES01 = 86	CES26 = 87	CES51 = 95	CES76 = 85
CES02 = 63	CES27 = 95	CES52 = 95	CES77 = 85
CES03 = 31	CES28 = 96	CES53 = 91	CES78 = 83
CES04 = 70	CES29 = 90	CES54 = 92	CES79 = 89
CES05 = 50	CES30 = 96	CES55 = 91	CES80 = 89
CES06 = 51	CES31 = 92	CES56 = 88	CES81 = 70
CES07 = 42	CES32 = 86	CES57 = 87	CES82 = 96
CES08 = 41	CES33 = 94	CES58 = 88	CES83 = 94
CES09 = 29	CES34 = 94	CES59 = 92	CES84 = 92
CES10 = 76	CES35 = 97	CES60 = 93	CES85 = 76
CES11 = 59	CES36 = 88	CES61 = 90	CES86 = 66
CES12 = 65	CES37 = 98	CES62 = 92	CES87 = 85
CES13 = 44	CES38 = 95	CES63 = 90	CES88 = 87
CES14 = 74	CES39 = 98	CES64 = 85	CES89 = 75
CES15 = 72	CES40 = 96	CES65 = 81	CES90 = 89
CES16 = 48	CES41 = 97	CES66 = 84	CES91 = 80
CES17 = 50	CES42 = 98	CES67 = 83	CES92 = 64
CES18 = 57	CES43 = 92	CES68 = 85	CES93 = 79
CES19 = 72	CES44 = 99	CES69 = 89	CES94 = 61
CES20 = 67	CES45 = 94	CES70 = 83	CES95 = 75
CES21 = 87	CES46 = 91	CES71 = 81	CES96 = 84
CES22 = 79	CES47 = 92	CES72 = 93	CES97 = 89
CES23 = 92	CES48 = 84	CES73 = 78	CES98 = 85
CES24 = 91	CES49 = 92	CES74 = 91	CES99 = 76
CES25 = 72	CES50 = 95	CES75 = 84	



Color Rendition by Hue-Angle Bin



Measure Comparisons



(END OF REPORT)